








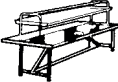


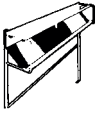

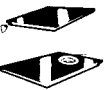






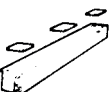
## General accessories

### Price List

	Model	P.V.
	Basket holder tables for series LC, C, AC2, AC2E and AC3:	Euros
	Length 600 mm	
	Length 800 mm	
	Length 1.000 mm	
	Length 1.200 mm	
	Length 1.800 mm	
	Prewash tables with sinus and anti-splash Series LC, C, AC2, AC2E and AC3:	
	Length 1.000 mm.	
	Length 1.200 mm.	
	Prewash tables with sinus and anti-splash and orifice of waste discharge series LC, C, AC2, AC2E and AC3:	
	Length 1.800 mm.	
	Link tables:	
	Length 600 mm	
	Length 800 mm	
	Link table with sink and anti-splash (L=1.000 mm.)	
	Load table at angle 700 mm. AC2, AC2E and AC3	
	Unload table at a 90° angle motorized 700 x 700 mm. AC2, AC2E and AC3	
	Shower with orientable arm	
	Compact group of reception and disruption (L=1.070 mm.)	
	Reception and disruption tables:	
	Length 1.700 mm.	
	Length 2.200 mm.	
	Reception and disruption tables with bifrontal basket holder:	
	Length 1.700 mm.	
	Length 2.200 mm.	
	Length 2.700 mm.	










## General accessories

### Price list

	Model	P.V.
	Floor basket holder	Euros
	Length 1.070 mm.	
	Length 1.570 mm.	
	Length 2.070 mm.	
	Wall basket holder:	
	Length 1.070 mm.	
	Length 2.070 mm.	
	Workspace of 600 mm.	
	Plane of disruption with waste discharge of 850 mm.	
	CAR-1 basket holder cart	
	CAR-2 basket holder cart	
	CAR-3 dish transport cart	
	CAR-8 constant level cart	
	Cutlery pickup cart (515x515x635 h)	
	Waste cart with wheels (diameter 370x600 h) 45 liters.	
	Waste collection channel in disruption:	
	Length 2.000 mm.	
	Length 3.000 mm.	

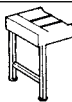




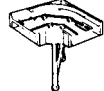
## General accessories

### Price list

	Model	P.V.
		Euros
	Accessories for the movement of baskets	
	Roller tables:	
	Lineal unit of 1.000 mm.	
	Lineal unit of 1.500 mm	
	Roller 90° curve (1.300x1.300 mm)	
	End of roller path	
	Mechanized and motorized curves	
	Mechanized 90° curve (1.000x1.000 mm)	
	Motorized 90° curve (1.000x1.000 mm) 0,15 kW (specify machine direction and if it is entry or exit of the machine)	
	Motorized 180° curve (1.500x1.000 mm) 0,15 kW (specify machine direction and if it is entry or exit of the machine)	
	Conveyer belts for baskets	
	Exit unit (500x570x880 mm)	
	Arrival unit (500x570x880 mm)	
	90° curve (952x952xh880 mm)	
	Lineal unit of 500 mm.	
	Lineal unit of 1.000 mm.	
	Lineal unit of 1.500 mm.	
	Lineal unit of 2.000 mm.	
	Automatic washing system of the conveyer belt	

## General accessories

### Price list

	Model	P.V.
	Accesories for movement of trays	Euros
	Conveyer Polycord belt	
	Polycord exit unit (500 mm.)	
	Polycord arrival unit with end of path (500 mm.)	
	Polycord arrival unit with automatical tray unload (700 mm.)	
	Polycord lineal unit	
	Length 1.000 mm.	
	Length 1.500 mm.	
	Length 2.000 mm.	
	Polycord intermediate motorized unit (1.000 mm)	
	Polycord 90° curve (750x750)	