



Modular ice cube maker (42 grams)

Main Features

MAKER:

- ▶ Finished in AISI 304 Stainless steel.
- ▶ Automatic ice cube makers with water spray system.
- ▶ Modular models, without internal deposit of ice collection. Can be attached to Bin or Double Roller Bin tanks (available in different models.)
- ▶ They can be superimposed on groups of two of the same model.
- ▶ Type of refrigeration: by water or by air.
- ▶ The manufactured cubes, are crystalline and compact, are cone-shaped with the sides of the trunk slightly creased.

- ▶ The weight of the cubes is 42 g.
- ▶ Ice cubes adaptable to any shape of glass.

DEPÓSITO:

- ▶ BIN and Double Roller BIN are the ice collection tanks that are attached to the modular ice makers.
- ▶ The high isolation of the interior of the BIN guarantees a prolonged maintenance of the ice in optimal conditions.
- ▶ **BIN 25 PE:** Stamped in polyethylene suitable for contact with food.



- ▶ **BIN 20 y 35:** Structure in stainless steel AISI 304, and inner part made of polyethylene.





- ▶ **DOBLE ROLLER BIN 100:** Frame in AISI 304 stainless steel on which are supported: the intermediate tank for collecting the ice in the absence of the carriage and the icemaker.



FMC 300 A/W

Technical Features

Maker Model	Outout (kg / 24h)	Size (mm)	Power (W)	Refr. Type	Cube weight (g)	Net weight (kg)	Price (€)
FMC 150 A FMC 150 W	155	862x555x720	1400	Air Water	42	118	
FMC 300 A FMC 300 W	300	1250x580x848	2600	Air Water	42	152	

Tank Model	Compatible maker	Reserve capacity (kg)	Cart cap. (kg x nº carts)	Size (mm)	Weight (kg)	Price (€)
BIN 20	FMC80/150	200	—	870x790x1000*	74	
BIN 25PE	FMC80/150	240	—	942x795x1053**	61	
BIN 35	FMC 150 FMC 300	350	—	1250x795x1000*	105	
Doble Roller BIN 100	FMC150 FMC300	50	108 x2	1560x1060x1483	135	

* Height indicated without legs, if desired with legs add 150 mm.

** Height indicated without legs, if you want with legs add 100 mm.