



## Compact solid ice cube maker










### Technical Features

- ▶ Finished in AISI 304 stainless steel.
- ▶ Automatic ice cube maker with water spray system.
- ▶ Stainless steel door.
- ▶ The ice produced falls into a collection tank located inside the machine.
- ▶ Type of refrigeration: by water or by air.
- ▶ The produced ice cubes, are crystalline and compact, are cone-shaped with the sides of the trunk slightly creased.
- ▶ The weight of the cubes is 42 g with the exception of the mods. FCC 15 and FCC 20 which is 13 g and the mods. FCC 25 and FCC 30 which is 33 g.
- ▶ Ice Cubes adaptable to any shape of glass.
- ▶ Machines adapted to premises with large ice needs in limited time phases.



FCC 45 A/W

### Technical Features

Manufacturing Model	Production (kg / 24h)	Tank (kg)	Size (mm)	Power ( W )	Cooling Type	Weight of cube (g)	Net weight (kg)	Price (€)
FCC 20 A FCC 20 W	21	4	355x404x590	320	Aire Agua	13	27,5	
FCC 25 A FCC 25 W	24	6	390x460x610	350	Aire Agua	33	35	
FCC 30 A FCC 30 W	28	9	390x460x690	370	Aire Agua	33	37	
FCC 40 A FCC 40 W	42	16	500x580x690*	450	Aire Agua	42	52	
FCC 45 A FCC 45 W	46	25	500x580x800*	500	Aire Agua	42	56	
FCC 65 A FCC 65 W	65	40	738x600x920*	650	Aire Agua	42	77	
FCC 85 A FCC 85 W	80	40	738x600x920*	800	Aire Agua	42	86	
FCC 95 A FCC 95 W	90	55	738x600x1020*	850	Aire Agua	42	89	
FCC 160 A FCC 160 W	155	65	840x740x1075*	1400	Aire Agua	42	118	

\* Height indicated without legs, if desired with legs add 150 mm.